

GRADUATES EMPLOYABILITY SURVEY
One (01) Year After Graduation
of
2014/2015 Batch

Faculty of Agriculture
Rajarata University of Sri Lanka



Compiled by,

Dr. HRMGC Thilakarathna

Mr. EJ Kosgollegedara

Mr. NMKC Premarathne

Ms. US Herath

-Committee to the Graduate Employability Survey-

Executive Summary

The Graduates Employability Survey is a comprehensive survey that assesses the employability of recent graduates of the Faculty of Agriculture (FOA). The survey is conducted on a regular basis to track trends in employability and to identify areas where improvement is needed. The key findings of the latest Graduates Employability Survey of 2014/2015 Batch after 01 year of graduation include:

- The total number of students participated in the survey was ninety-nine (99). The gender participation percentages of the survey were 69% female and 31% male.
- Overall employability rate: The overall employability rate for recent graduates is high, at over 42.42%. However, there is some variation in employability rates between different subject disciplines, generally, the graduates of the Department of Engineering and Soil Sciences indicate a higher employability rate than the graduates from other departments.
- Job satisfaction: Recent graduates are generally satisfied with their jobs. However, there is some room for improvement, as some graduates were feeling underemployed or underpaid.

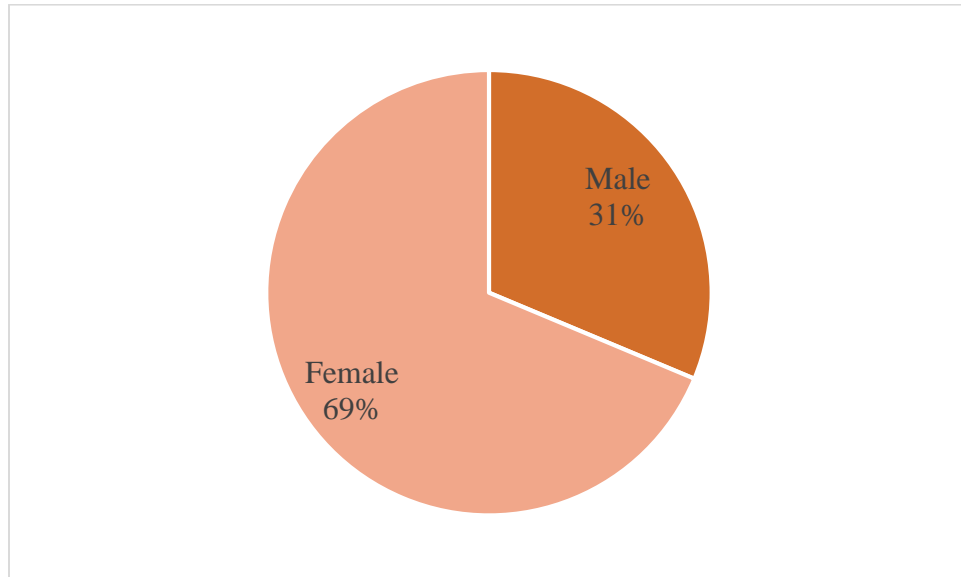
The survey also identified a number of factors that influence graduates' employability, including:

- Academic achievement: Graduates usually have general degrees, especially male students.
- Enrolment in Postgraduate Degrees: The enrolment to local Master's degrees was found, but it is not the choice of the majority.

Overall, the Graduates Employability Survey provides valuable insights into the employability of recent graduates and the direction to improve graduates' chances of finding and keeping good jobs. The survey findings suggest that the 2014/15 batch of FoA graduates' employability is fairly high.

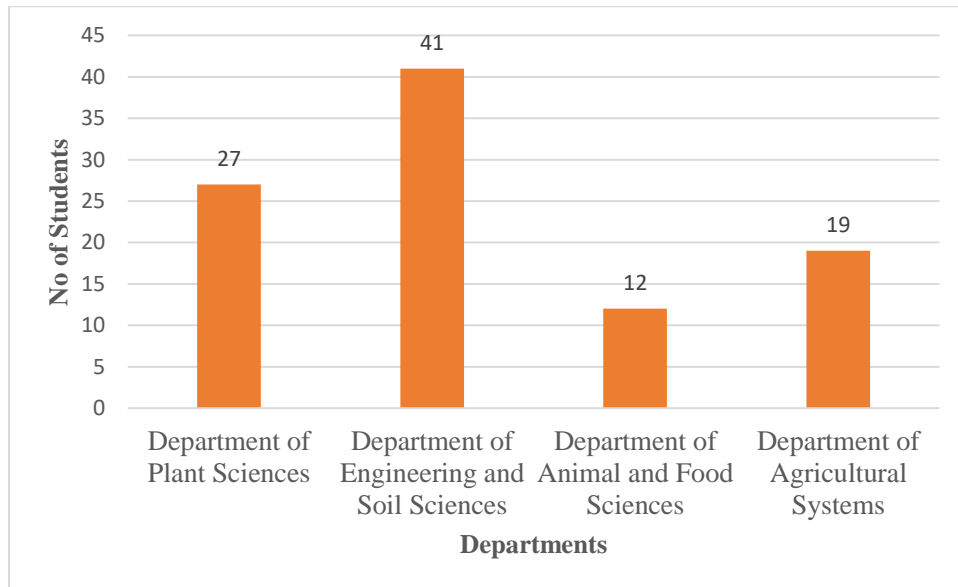
Summary of Analysis

Gender Distribution



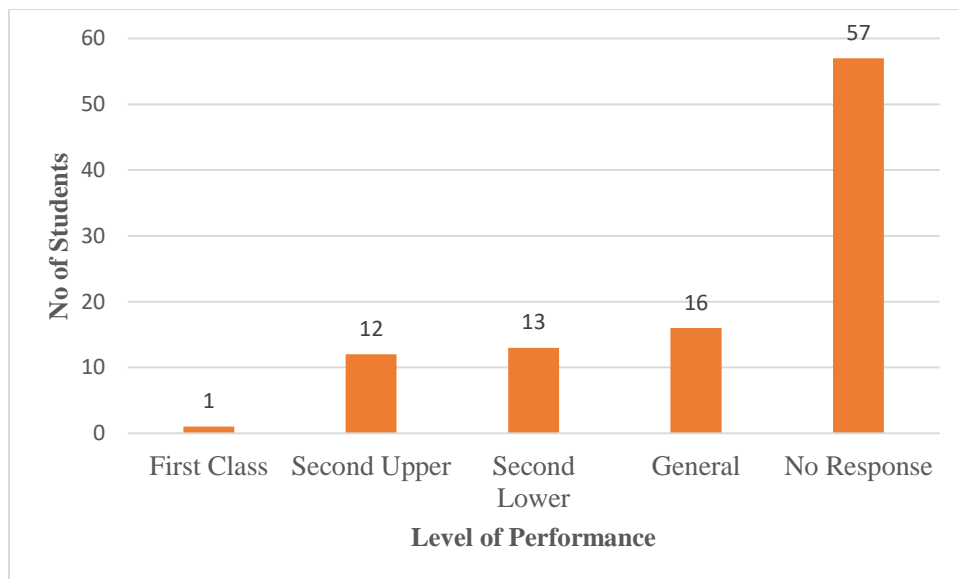
- Total Student Number of the survey was 99. The gender participation percentages of the survey were 69 % female and 31 % male.

Distribution of Students Across Departments



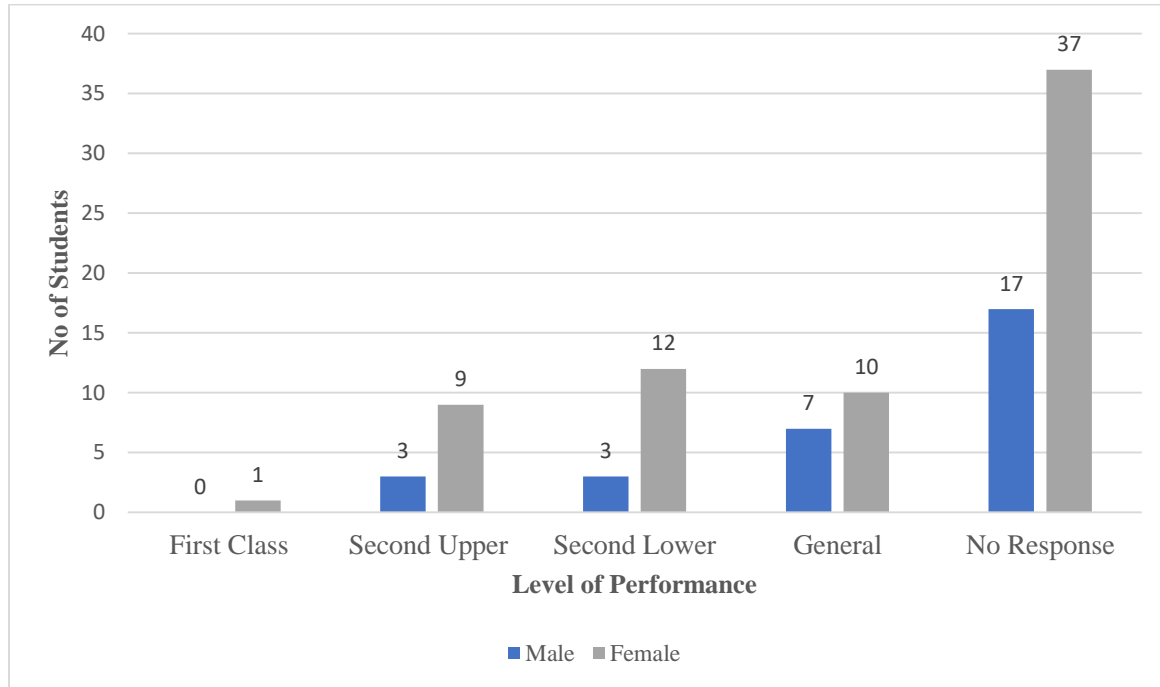
- The department of Engineering and Soil Sciences has been selected by the majority to conduct their majoring modules of those who took part in the survey whereas 41 students.

Distribution of Classes



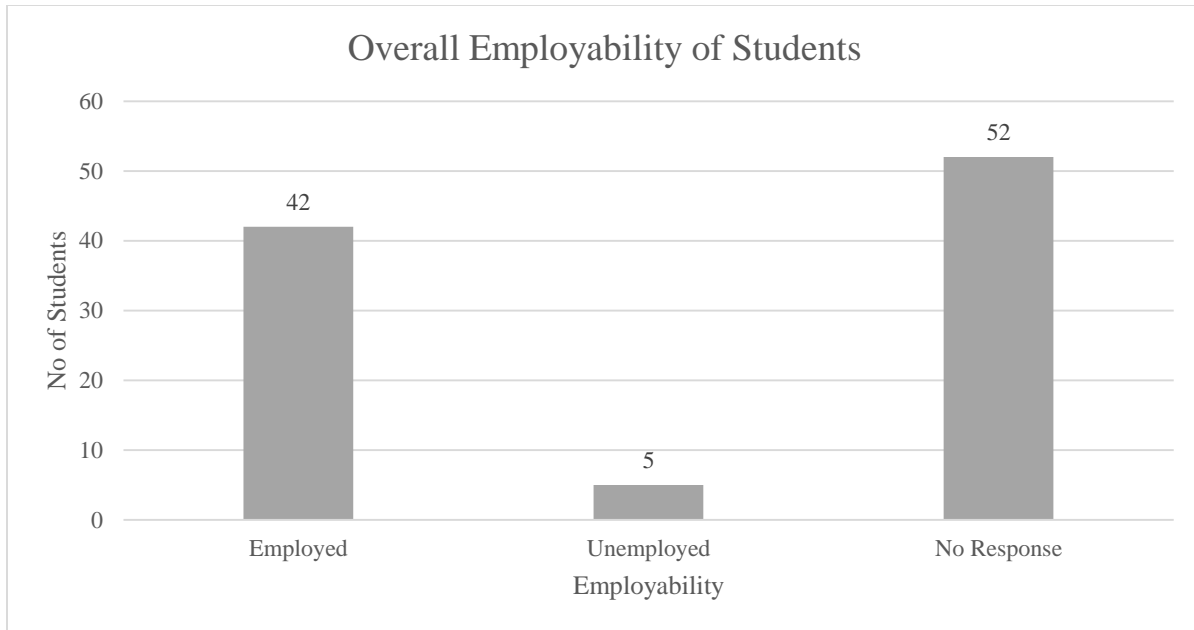
- The majority (16.16 %) had graduated as the general degree holders. Only 1.01 % had earned the first classes.

Gender Based Distribution of Classes

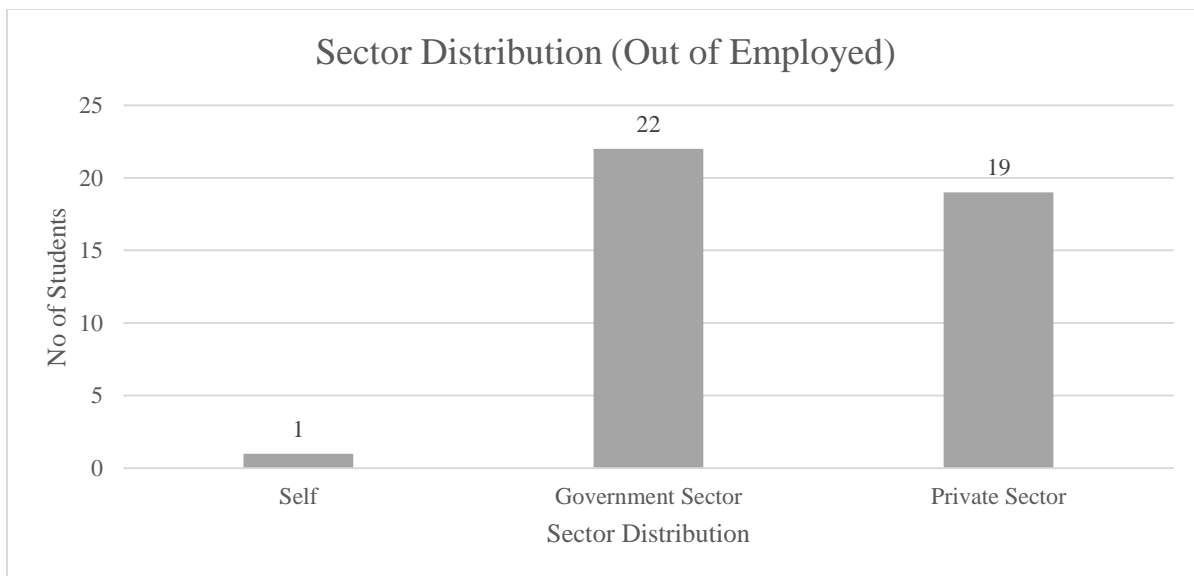


- The notable observation was that almost all first-class holders and 9 of the 12 second-upper holders were female students.

Distribution of Employment

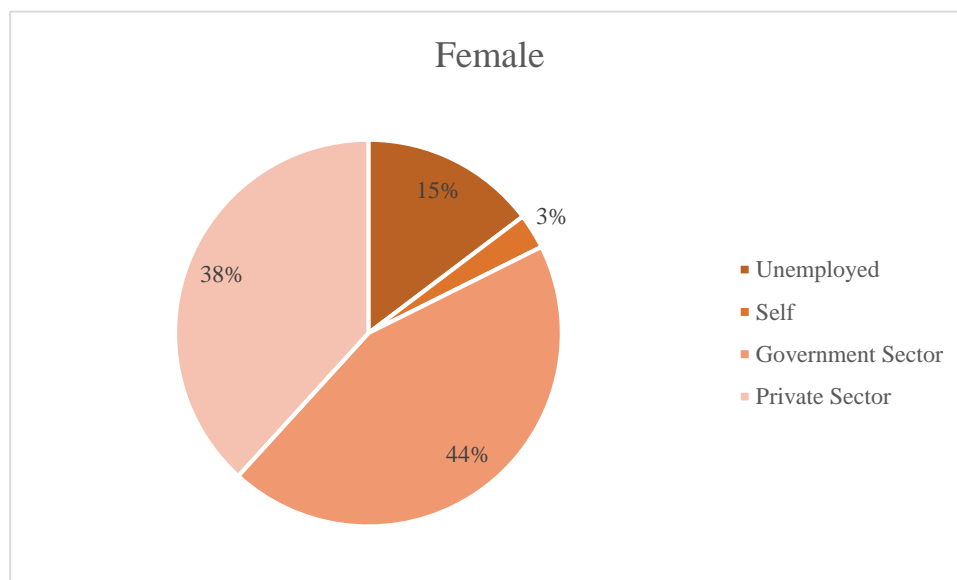
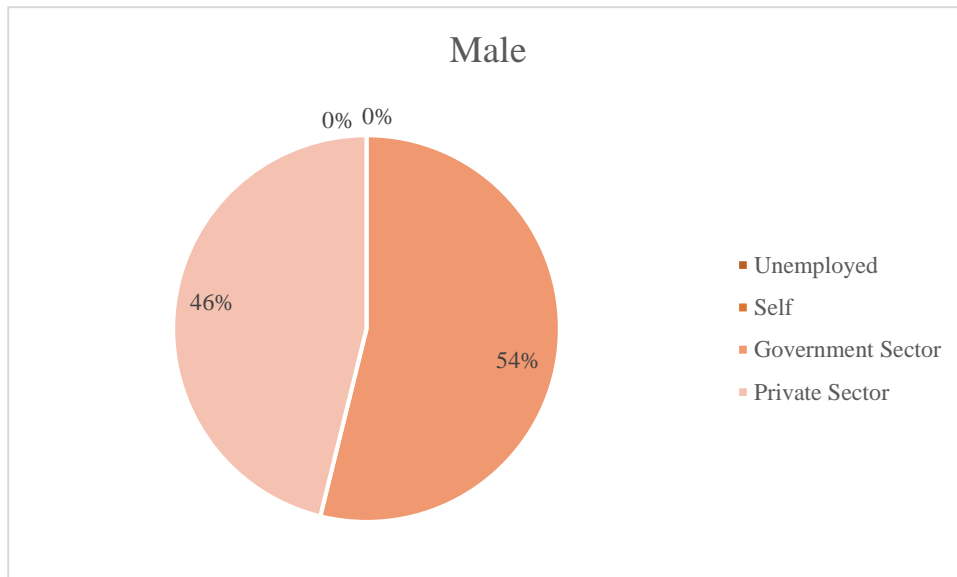


- The employability was reported as high since 42 out of 99 had secured jobs which is almost 42.42 %.



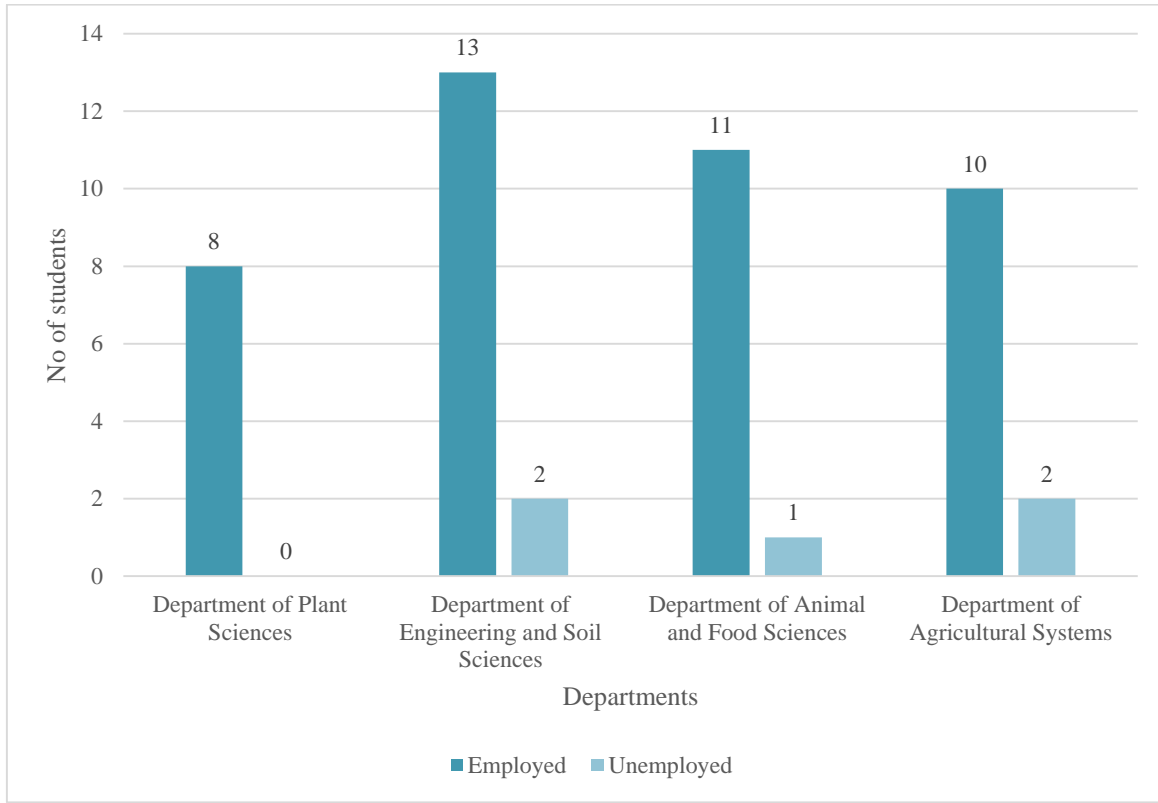
- The government sector employment (22.22%) was found to be higher than the private sector.

Percentage Distribution of Employments: Female vs Male



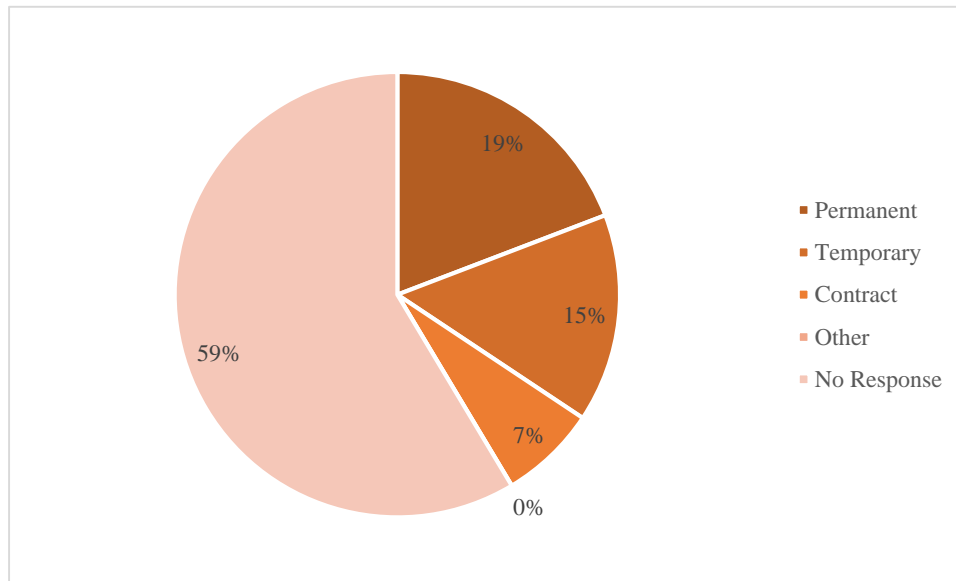
- Both male and female employment in the government sector was found as comparatively higher than the employment in the private sector. The male students' unemployment was zero but female students' unemployment reported as 15%.

Distribution of Employment Across Departments



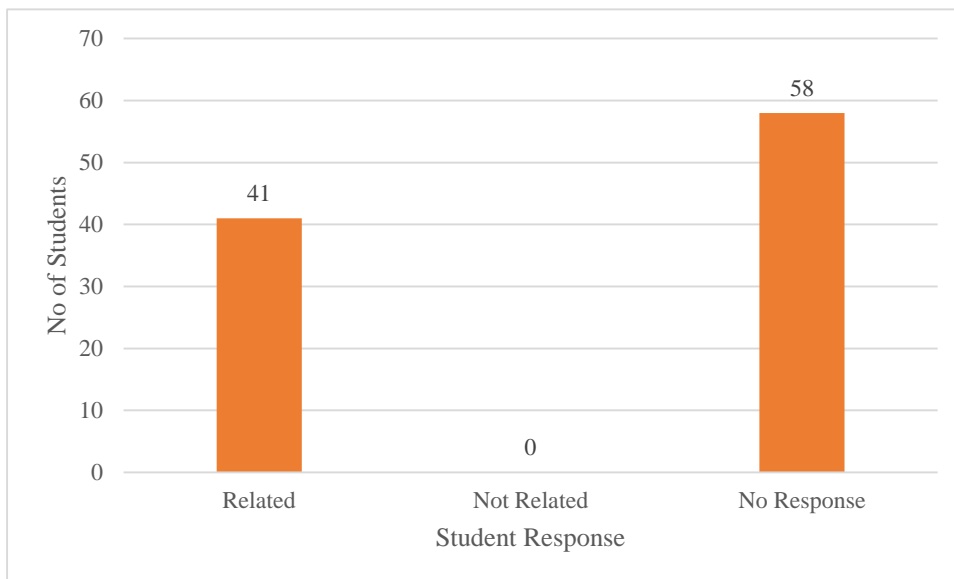
- The students of the department of Engineering and Soil sciences have shown higher employability than the other departments. However, the unemployment student count of all departments as a cumulative value was found as less than 20.

Nature of Positions in Jobs



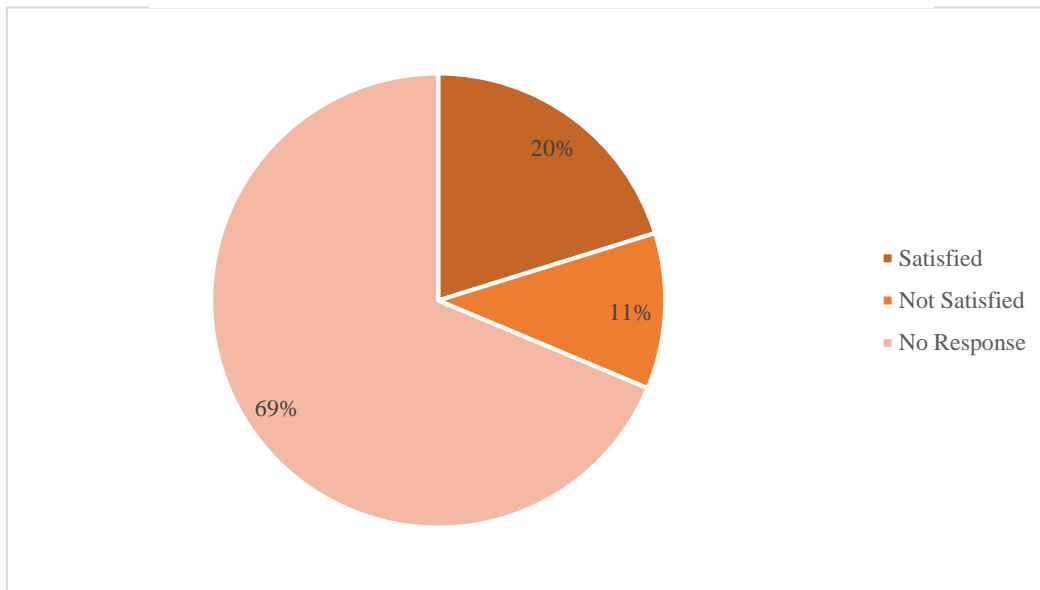
- The permanent jobs were in the highest job category where 19 % of the surveyed students while temporary job positions were 15%.

Whether the Job relates with the Degree



- The relatedness of the degree to the present job was found as high since 41 of the respondents expressed the usefulness.

Satisfaction Level of the Job



- The majority of the students (20%) were satisfied with their job.

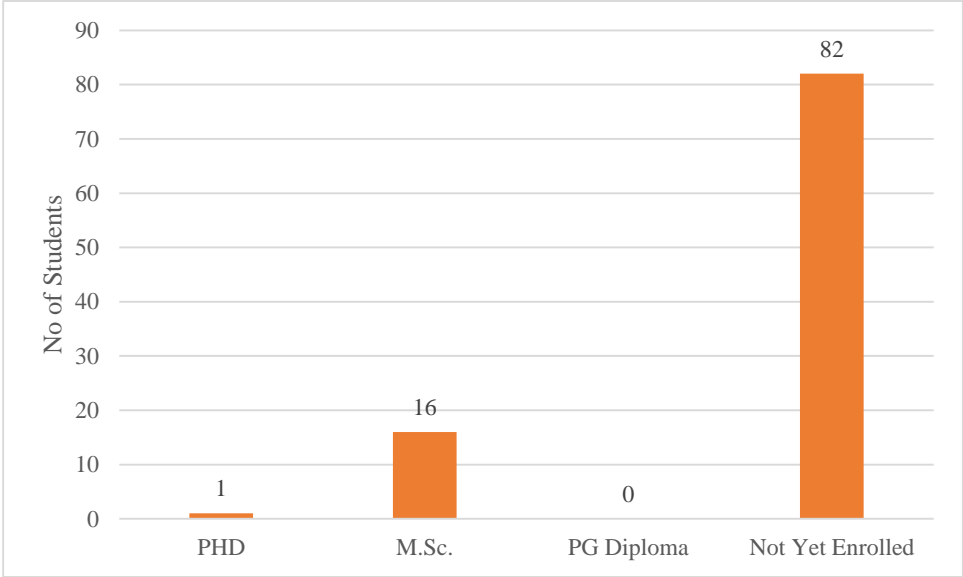
Employers

Sector	Employer	Student Number
Government Sector	Rajarata University of Sri Lanka	15
	Coconut Research Institute	1
	Rice Research and Development Institute	4
	NLDB	1
	National Youth Council	1
Private Sector	SPK United	1
	Small Organic Farmer Association	1
	British Council	1
	Mathara Freeland	1
	Nakano International	1
	Quality Ceylon Pvt	1
	Worko International	1
	Dialog	1

	Research and Development Executive, Hokandara	1
	Green Mart Pvt Ltd	1
	Sooriyawewa Collection Center	1

- The job opportunities have been offered by various public and private institutes. Among them, the single highest recruitment was reported with the Faculty of Agriculture, since it recruits temporary demonstrators annually.

Enrollment to the Postgraduate Degree Programs and Type of the Postgraduate Degree



- The engagement in higher studies found as not so popular among the students, whereas 16 students enrolled into local master programs.

Field of Study in the Postgraduate Degrees

Field of Study	Student Number
• Environmental Soil Science	3
• Food Science and Technology	2
• Animal Science	1
• Crop Science	3
• M.BA	2
• Biotechnology	6

Selected Institutes for Postgraduate Degrees

Institute	Student Number
• Post Graduate Institute of Agriculture	12
• University of Kelaniya	1
• University of Sri Jayewardenepura	2
• Rajarata University of Sri Lanka	1
• University of Missouri	1

Suggestions to Improve the Degree Program

S. N.	Suggestion	Number of Respondents	As % from the total (99) respondents
1	Increase the practical aspects	2	2.02
2	Increase the duration for the industrial training program	4	4.04
3	Have to network with international universities and organizations to gain more opportunities to the students	3	3.03

- The most important students' suggestion was to increase the duration for the industrial training program. However, this has been almost addressed in the new curriculum.